



VISION

What we truly manufacture are not just boards, but the unforgettable moments & memories on our boards. Watching the sun rise on the east coast, seeing it set on the west coast. Moments like catching your first wave, or dropping in on your thousandth wave. Having random sea life encounters, and night paddling on the lake. Nothing satisfies us more than seeing our customers enjoy themselves while making their own memories with our brand.

MISSION

To manufacture your next unforgettable adventure on the water.

PURPOSE

To make good boards for good people.

PROMISE

To keep the design process rootsy, our quality high, and our prices affordable.

pop MADE FOR MAKING



INFLATABLES



CONSTRUCTION

- Air Ride Inflatable - K Drop Stitch

SHAPE

- All Around

FINS

- Single Center, US Fin Box

RIDER WEIGHT

- 80lbs to 250lbs

SKILL LEVEL

- Beginner to Advanced

KIT

- Bag, Paddle, Pump, Fin, & Leash



Royal Hawaiian
Black / Mint
10'6" x 30" x 6" vol: 250L
Board Weight: 24lbs



Royal Hawaiian
Black / Pink
10'6" x 30" x 6" vol: 250L
Board Weight: 24lbs





INFLATABLES

CONSTRUCTION

- Air Ride Inflatable - K Drop Stitch

SHAPE

- All Around

FINS

- Single Center, US Fin Box

RIDER WEIGHT

- 100lbs to 350lbs

SKILL LEVEL

- Beginner to Advanced

KIT

- Bag, Paddle, Pump, Fin, & Leash



POPUP
Green / Black
110" x 32" x 6" vol: 290L
Board Weight: 26lbs



POPUP
Yellow / Turquoise
110" x 32" x 6" vol: 290L
Board Weight: 26lbs

AIR RIDE
THE COOL WAY

2 YEAR WARRANTY
FOR PUMP INFLATED



CONSTRUCTION

- Air Ride Inflatable - K Drop Stitch

SHAPE

- All Around Expedition

FINS

- Single Center, US Fin Box

RIDER WEIGHT

- 225lbs to 450lbs

SKILL LEVEL

- Intermediate to Advanced

KIT

- Scotty Mount Bag, Paddle, Pump, Fin, & Leash

AIR RIDE
HYBRID CORE

2 YEAR
WARRANTY
FACTORY BACKED

INFLATABLES



EL CAPITAN
Green / Orange
11'6" x 30" x 6" vol 310L
Board Weight: 24lbs



EL CAPITAN
Red / Blue
11'6" x 30" x 6" vol 310L
Board Weight: 24lbs



INFLATABLE DOCK

CONSTRUCTION

- Air Ride Inflatable - K Drop Stitch

SHAPE

- Square Platform

TOP

- Sea Teak EVA Traction Pad

RIDER CAPACITY


- 1500lbs

SKILL LEVEL

- Recreational

KIT

- Bag, & Pump



popupDOCK

Inflatable Dock
White
8'0" x 7'0" x 8"
Board Weight: 45lbs



POP UP & PADDLE





Best Choice
RENTAL
 BOARD

THERMAL TECH
 SUP BOARDS

CONSTRUCTION

- Thermal Tech Composite

SHAPE

- All Around

FINS

- Single Center, US Fin Box

10'6 RIDER WEIGHT

- 100lbs to 230lbs

11'6 RIDER WEIGHT

- 115lbs to 260lbs

11'6 TURBO RIDER WEIGHT

- 115lbs to 260lbs

SKILL LEVEL

- Beginner to Intermediate



Amigo
 Mint / Coral
 10'6" x 32" x 5" vol: 220L
 Board Weight: 29lbs



Amigo
 Yellow / Blue
 11'6" x 33" x 5" vol: 260L
 Board Weight: 33lbs



Amigo Turbo
 Lime / Turquoise
 11'6" x 32 1/2" x 7" vol: 265L
 Board Weight: 33lbs



1 YEAR WARRANTY
 FACTORY RACKER

FIBERGLASS EPOXY



CONSTRUCTION

- Vice Fiberglass Epoxy

SHAPE

- All Around

FINS

- 2 + 1, US Fin Box

10'6 RIDER WEIGHT

- 100lbs to 200lbs

11'0 RIDER WEIGHT

- 115lbs to 225lbs

11'6 RIDER WEIGHT

- 120lbs to 250lbs

SKILL LEVEL

- Intermediate to Advanced



1 YEAR WARRANTY
FACTORY DIRECT



Classico
Turquoise / Yellow
10'6" x 31 1/2" x 4 1/2" vol: 175L
Board Weight: 26lbs



Huckleberry
Mint
11'0" x 32" x 4 1/2" vol: 206L
Board Weight: 27lbs



Throwback
Red / Yellow / Blue
11'6" x 32 1/2" x 4 1/2" vol: 210L
Board Weight: 28lbs

SPECIALTY

SUP SURF / SUP TOURING



CONSTRUCTION

- 8'6" Carbon Fiber
- 9'6" | 12'0" Vice Fiberglass Epoxy

SHAPE

- 8'6" | 9'6" Paddle Surf
- 12'0" Touring Fitness

FINS

- 8'6" | 9'6" 4 + 1, US Fin Box
- 12'0" Single Race, US Fin Box

8'6" | 9'6" RIDER WEIGHT

- 75lbs to 215lbs

12'0" RIDER WEIGHT

- 110lbs to 250lbs

SKILL LEVEL

- Intermediate to Advanced



GURU

Guru
Green / White / Yellow
8'6" x 29" x 4 1/2" vol: 133L
Board Weight: 20lbs



Saltwater Beaver
Red / Blue
9'6" x 30" x 4 1/4" vol: 140L
Board Weight: 22lbs



AMERICANA

Americana
Green / White / Orange
12'0" x 31" x 6" vol: 264L
Board Weight: 30lbs





PADDLES

CONSTRUCTION

- Loaner - Aluminum Shaft, Composite Blade
- Trooper - Fiberglass Shaft, Fiberglass Blade
- Ratchet - Carbon Shaft, Carbon Blade
- Fixie - Carbon Shaft, Carbon Blade

SKILL LEVEL

- Loaner - Beginner
- Trooper - Beginner - Advanced
- Ratchet - Beginner - Advanced
- Fixie - Beginner - Advanced

1 YEAR WARRANTY
EXCLUSIVE DESIGN



2-Piece Adjustable
 Aluminum Shaft
 Polycarbonate Blade


3-Piece Adjustable
 Aluminum Shaft
 Polycarbonate Blade

2-Piece Adjustable
 Fiberglass Shaft
 Fiberglass Blade

2-Piece Adjustable
 Carbon Shaft
 Carbon Blade ABS Edge

1-Piece Fixed
 Carbon Shaft
 Carbon Blade ABS Edge







EPOXY SURFBOARDS

CONSTRUCTION

- Vice Fiberglass Epoxy

SHAPE

- 5'10" - Retro Fish
- 6'0" - Short Board
- 9'0" - Long Board

FINS

- 5'10" | 6'0" - Quads, US Fin Box
- 9'0" - 2+1, US Fin Box

5'10" | 6'0" RIDER WEIGHT

- Up to 200lbs

9'0" RIDER WEIGHT

- Up to 225lbs

SKILL LEVEL

- Intermediate to Advanced



Retro Fish
Blue / Red
5'10" x 20½" x 2¾" vol: 43L



Short Board
White / Black
6'0" x 20¼" x 2¾" vol: 37L



Long Board
Mint / Black
9'0" x 22¼" x 3" vol: 71L



Best Choice
RENTAL
BOARD

THERMAL TECH
SURF BOARDS

CONSTRUCTION

- Thermal Tech Composite

SHAPE

- Fun Board

FINS

- 2+1, US Fin Box

7'0 RIDER WEIGHT

- Up to 200lbs

8'0 RIDER WEIGHT


- Up to 215lbs

SKILL LEVEL

- Beginner to Intermediate



1 YEAR WARRANTY
FACTORY BACKED



Fun Board
White / Mint
70" x 22" x 2 1/4" vol: 60L



Fun Board
White / Blue
8'0" x 22" x 3" vol: 70L



ACCESSORIES



MOB Bag

BAG SIZES

- 9'6" | 10'6" | 11'0" | 11'6" | 12'6"

LEASH SIZES

- 6'0" Surf | 9'0" Surf | 10'0" Sup Coil



MOB Leash

TIE DOWN SIZES

- 15 feet



MOB Tie Downs

1 YEAR
WARRANTY
FACTORY BACKED



317-694-1546